

www.simantekas.lt

info@simantekas.lt

867174900

ROUND LED panel light

Model: ZLP1001

Luminaire efficiency: 30-40 lm/W (3W) Luminaire efficiency: 45-55 lm/W (6W/9W)

Luminaire efficiency: 65-75 lm/W (12W/15W/18W/24W) Luminaire efficiency: 70-80 lm/W (48W)

Color rendering index (Ra) \geq : 70 Power factor: $>$ 0.4

Power factor: $>$ 0.9 (48W) Work time: 25000 h

IP rating: IP20

Input voltage: AC230V (50HZ) Beam angle: 120°

Packing: neutral color box + outer carton



Power (W)	Product code according CCT 2500-3000K	Product code according CCT 4000-4500K	Unit EXW price (EUR)	Luminaire parametres	Mounting hole
3	4779041460482	4779041460499	2,70	Ø87mm*20Lmm	Ø65mm
6	4779041460505	4779041460512	3,60	Ø120mm*20Lm	Ø100mm
9	4779041460529	4779041460536	5,22	Ø148mm*20Lm	Ø130mm
12	4779041460543	4779041460550	6,12	Ø168mm*20Lm	Ø150mm
15	4779041460567	4779041460574	6,66	Ø190mm*20Lm	Ø170mm
18	4779041460581	4779041460598	7,20	Ø220mm*20Lm	Ø200mm
24	4779041460604	4779041460611	9,90	Ø297mm*20Lm	Ø280mm
48	-	4779041460635	39,60	Ø600mm*20Lm	Ø580mm

TYLOO LED panel light

Model: ZLP1002

Luminaire efficiency: 30-40 lm/W (3W) Luminaire efficiency: 45-55 lm/W (6W/9W)

Luminaire efficiency: 65-75 lm/W (12W/15W/18W/24W) Luminaire efficiency: 70-80 lm/W (48W)

Color rendering index (Ra) \geq 70 Power factor: $>$ 0.4

Power factor: $>$ 0.9 (48W) Work time: 25000 h

IP rating: IP20

Input voltage: AC230V (50HZ) Beam angle: 120°

Packing: neutral color box + outer carton



Power (W)	Product code according CCT 2500-3000K	Product code according CCT 4000-4500K	Unit EXW price (EUR)	Luminaire parametres	Mounting hole
3	4779041460642	4779041460659	2,70	93mm*93mm*2	65mm*65mm ↓
6	4779041460666	4779041460673	3,60	120mm*120mm	100mm*100mm ↓
9	4779041460680	4779041460697	5,22	150mm*150mm	130mm*130mm ↓
12	4779041460703	4779041460710	6,12	170mm*170mm	150mm*150mm ↓
15	4779041460727	4779041460734	6,66	190mm*190mm	170mm*170mm ↓
18	4779041460741	4779041460758	7,20	220mm*220mm	200mm*200mm ↓
24	4779041460765	4779041460772	9,90	300mm*300mm	280mm*280mm ↓
48	-	4779041460796	39,60	600mm*600mm	580mm*580mm ↓

POWER SETI LED panel light

Model: ZLP1005

Luminaire efficiency: 55-65 lm/W Color rendering index (Ra) \geq 70 Power factor: $>$ 0.4

Work time: 25000 h IP rating: IP20

Input voltage: AC230V (50HZ) Beam angle:120°

Packing: neutral color box + outer carton



Power (W)	Product code according CCT 2500-3000K	Product code according CCT 4000-4500K	Unit EXW price (EUR)	Luminaire parametres	Mounting hole
5+2 Blue	4779041460109	4779041460116	12.60	Ø130mm*20Lm	Ø90mm
10+2	4779041460123	4779041460130	16.20	Ø160mm*20Lm	Ø120mm
15+3	4779041460147	4779041460154	18.00	Ø180mm*20Lm	Ø140mm

LEO LED panel light

Model: ZLP1007

Luminaire efficiency: 55-65 lm/W Color rendering index (Ra) \geq 60 Power factor: $>$ 0.5

Work time: 25000 h IP rating: IP20

Input voltage: AC230V (50HZ) Beam angle: 120°

Packing: neutral color box + outer carton



Power (W)	Product code according CCT 2500-3000K	Product code according CCT 4000-4500K	Unit EXW price (EUR)	Luminaire parametres	Mounting hole
5	4779041460345	4779041460352	4.32	Ø110mm*30Lm	Ø95mm
7	4779041460369	4779041460376	5.04	Ø110mm*30Lm	Ø95mm
10	4779041460383	4779041460390		Ø155mm*30Lm	Ø135mm
15	4779041460406	-	8.10	Ø180mm*30Lm	Ø160mm

CORNER LED panel light

Model: ZLP1008

Luminaire efficiency: 55-65 lm/W Color rendering index (Ra) \geq 60 Power factor: $>$ 0.5

Work time: 25000 h IP rating: IP20

Input voltage: AC230V (50HZ) Beam angle: 120°

Packing: neutral color box + outer carton



Power (W)	Product code according CCT 2500-3000K	Product code according CCT 4000-4500K	Unit EXW price (EUR)	Luminaire parametres	Mounting hole
5	4779041460420	4779041460437	5.04	110mm!*110mm	95mm!*95mm !
10	4779041460444	4779041460451	7.74	155mm!*155mm	135mm!*135mm !
15	4779041460468	-	8.10	180mm!*180mm	160mm!*160mm !

TIKI LED panel light

Model: ZLP1009

Luminaire efficiency: 55-65 lm/W Color rendering index (Ra) \geq : 70 Power factor: > 0.4

Work time: 25000 h IP rating: IP20

Input voltage: AC230V (50HZ) Beam angle: 120°

Packing: neutral color box + outer carton



Power (W)	Product code according CCT 2500-3000K	Product code according CCT 4000-4500K	Unit EXW price (EUR)	Luminaire parametres	Mounting hole
6	4779041460222	4779041460239	4.86	Ø100mm*35Lm	Ø75mm
12	4779041460246	4779041460253	7.92	Ø160mm*35Lm	Ø125mm
18	4779041460260	4779041460277	9.90	Ø200mm*35Lm	Ø165mm

FINITI LED panel light

Model: ZLP1010

Luminaire efficiency: 55-65 lm/W Color rendering index (Ra) \geq : 70 Power factor: > 0.4

Work time: 25000 h IP rating: IP20

Input voltage: AC230V (50HZ) Beam angle: 120°

Packing: neutral color box + outer carton



Power (W)	Product code according CCT 2500-3000K	Product code according CCT 4000-4500K	Unit EXW price (EUR)	Luminaire parametres	Mounting hole
6	4779041460284	4779041460291	4.86	100mm *100mm	75mm *75mm
12	4779041460307	4779041460314	7.92	160mm *160mm	125mm *125mm
18	4779041460321	4779041460338	9.90	200mm *200mm	165mm *165mm

CYBLE LED panel light

Model: ZLP1009C

Luminaire efficiency: 55-65 lm/W Color rendering index (Ra) \geq : 70 Power factor: > 0.4

Work time: 25000 h IP rating: IP20

Input voltage: AC230V (50HZ) Beam angle: 120°

Packing: neutral color box + outer carton



Power (W)	Product code according CCT 2500-3000K	Product code according CCT 4000-4500K	Unit EXW price (EUR)	Luminaire parametres	Mounting hole
6	4779041460161	4779041460178	4.86	Ø100mm*35Lm	Ø75mm
12	4779041460185	4779041460192	7.92	Ø160mm*35Lm	Ø125mm
18	4779041460208	4779041460215	9.90	Ø200mm*35Lm	Ø165mm

ROBBY LED panel light

Model: ZLP1010C

Luminaire efficiency: 55-65 lm/W Color rendering index (Ra) \geq : 70 Power factor: > 0.4

Work time: 25000 h IP rating: IP20

Input voltage: AC230V (50HZ) Beam angle: 120°

Packing: neutral color box + outer carton



Power (W)	Product code according CCT 2500-3000K	Product code according CCT 4000-4500K	Unit EXW price (EUR)	Luminaire parametres	Mounting hole
6	4779041461069	4779041461076	4.86	100mm *100mm	75mm *75mm
12	4779041461083	4779041461090	7.92	160mm *160mm	125mm *125mm
18	4779041461106	4779041461113	9.90	200mm *200mm	165mm *165mm

CONVEX LED panel light

Model: ZLP1027

Luminaire efficiency: 55-65 lm/W Color rendering index (Ra) \geq 70 Power factor: > 0.4

Work time: 25000 h IP rating: IP20

Input voltage: AC230V (50HZ) Beam angle: 120°

Packing: neutral color box + outer carton



Power (W)	Product code according CCT 2500-3000K	Product code according CCT 4000-4500K	Unit EXW price (EUR)	Luminaire parametres	Mounting hole
4	4779041461120	4779041461137	4.50	Ø90mm*30Lm	Ø70mm
9	4779041461144	4779041461151	6.30	Ø110mm*30Lm	Ø95mm
12	4779041461168	4779041461175	8.28	Ø150mm*45Lm	Ø135mm
18	4779041461205	4779041461212	9.90	Ø180mm*55Lm	Ø160mm

TONVEX LED panel light

Model: DF-LED DL

Luminaire efficiency: 55-65 lm/W Color rendering index (Ra) \geq 70 Power factor: > 0.5

Work time: 25000 h IP rating: IP20

Input voltage: AC230V (50HZ) Beam angle: 120°

Packing: neutral color box + outer carton



Power (W)	Product code according CCT 2500-3000K	Product code according CCT 4000-4500K	Unit EXW price (EUR)	Luminaire parametres	Mounting hole
4	4779041462516	4779041462523	From 2017 09	85mm *85mm*3	75mm *75mm
9	4779041462530	4779041462547	From 2017 09	110mm *110mm	100mm *100mm
12	4779041462554	4779041462561	From 2017 09	150mm *150mm	135mm *135mm
18	4779041462578	4779041462585	From 2017 09	180mm *180mm	160mm *160mm

NEWROUND LED panel light

Model: XXX001

Luminaire efficiency: 65-75 lm/W Color rendering index (Ra) ≥ : 70 Power factor: > 0.5

Work time: 25000 h IP rating: IP44

Input voltage: AC230V (50HZ) Beam angle: 120°

Packing: neutral color box + outer carton



Power (W)	Product code according CCT 2500-3000K	Product code according CCT 4000-4500K	Unit EXW price (EUR)	Luminaire parametres	Mounting hole
5	4779041462318	4779041462325	6,39	Ø75mm*24Lmm	Ø68mm
8	4779041462332	4779041462349	From 2017 09	Ø88mm*24Lmm	Ø75mm
16	4779041462356	4779041462363	From 2017 09	Ø145mm*24Lm	Ø130mm
22	4779041462370	4779041462387	15,30	Ø170mm*24Lm	Ø150mm
30	4779041462394	4779041462400	19,80	Ø220mm*24Lm	Ø200mm

NEWTYLOO LED panel light

Model: XXX002

Luminaire efficiency: 65-75 lm/W Color rendering index (Ra) ≥ : 70 Power factor: > 0.5

Work time: 25000 h IP rating: IP44

Input voltage: AC230V (50HZ) Beam angle: 120°

Packing: neutral color box + outer carton



Power (W)	Product code according CCT 2500-3000K	Product code according CCT 4000-4500K	Unit EXW price (EUR)	Luminaire parametres	Mounting hole
5	4779041462417	4779041462424	6,39	75mml*75mm*2	68mml*68mm l
8	4779041462431	4779041462448	From 2017 09	88mml*88mm*2	75mml*75mm l
16	4779041462455	4779041462462	10,80	145mml*145mm	130mml*130mm
22	4779041462479	4779041462486	15,30	170mml*170mm	150mml*150mm
30	4779041462493	4779041462509	19,80	220mml*220mm	200mml*200mm

SQUARE LED panel light

Model: ZLP6060

Luminaire efficiency: 70-80 lm/W Color rendering index (Ra) ≥: 70 Power factor: > 0.9

Work time: 25000h

IP rating: IP20 (36W/48W) IP rating: IP65 (60W)

Input voltage: AC230V (50HZ) Beam angle: 180°

Packing: neutral color box + outer carton



Power (W)	Product code according CCT 2500-3000K	Product code according CCT 4000-4500K	Unit EXW price	Luminaire parametres
36	-	4779041461038	23.40	595mm *595mm*15
48	-	4779041461052	25.20	595mm *595mm*15

LED PANELFRAME milky white



Product code	Unit EXW price	Luminaire
4779041462677	From 2017 09	603mm *603mm

WINTER LED ceiling light

Model: ZLP1003

Luminaire efficiency: 55-65 lm/W Color rendering index (Ra) \geq 70 Power factor: $>$ 0.4

Work time: 25000 h IP rating: IP20

Input voltage: AC230V (50HZ) Beam angle: 120°

Packing: neutral color box + outer carton



Power (W)	Product code according CCT 2500-3000K	Product code according CCT 4000-4500K	Unit EXW price	Luminaire parametres
6	4779041460864	4779041460871	4.86	Ø120mm*36Lm
12	4779041460888	4779041460895	9.00	Ø170mm*36Lm
18	4779041460901	4779041460918	12.60	Ø220mm*36Lm
24	4779041460925	4779041460932	16.20	Ø300mm*36Lm

REKTUS LED ceiling light

Model: ZLP1004

Luminaire efficiency: 55-65 lm/W Color rendering index (Ra) \geq 70 Power factor: $>$ 0.4

Work time: 25000 h IP rating: IP20

Input voltage: AC230V (50HZ) Beam angle: 120°

Packing: neutral color box + outer carton



Power (W)	Product code according CCT 2500-3000K	Product code according CCT 4000-4500K	Unit EXW price	Luminaire parametres
6	4779041460949	4779041460956	4.86	120mm!*120mm*36Lm
12	4779041460963	4779041460970	9.00	170mm!*170mm*36Lm
18	4779041460987	4779041460994	12.60	220mm!*220mm*36Lm
24	4779041461007	4779041461014	16.20	300mm!*300mm*36Lm

ROUNDLY LED ceiling light

Model: LX-CL

Luminaire efficiency: 70-80 lm/W Color rendering index (Ra) \geq : 80 Power factor: $>$ 0.5

Work time: 25000 h IP rating: IP20

Input voltage: AC230V (50HZ) Beam angle: 120°

Packing: neutral color box + outer carton



Power (W)	Product code according CCT 2500-3000K	Product code according CCT 4000-4500K	Unit EXW price	Luminaire parametres
5	-	4779041462059	-	Ø155mm*33Lmm
10	-	4779041462066	9.90	Ø210mm*35Lmm
15	-	4779041462073	12.60	Ø240mm*35Lmm
18	-	4779041462080	-	Ø305mm*48Lmm

LAKE LED ceiling light

Model: ZLC2001

Luminaire efficiency: 60-70 lm/W Color rendering index (Ra) \geq : 70 Power factor: $>$ 0.4

Work time: 25000 h IP rating: IP20

Input voltage: AC230V (50HZ) Beam angle: 120°

Packing: neutral color box + outer carton



Power (W)	Product code according CCT 2500-3000K	Product code according CCT 4000-4500K	Unit EXW price	Luminaire parametres
12	-	4779041461250	10,80	Ø260mm*85Lmm
18	-	4779041461267	13,50	Ø330mm*90Lmm

KYRK LED ceiling light with sensor

Model: ZLC2001S

Luminaire efficiency: 60-70 lm/W Color rendering index (Ra) \geq : 70 Power factor: $>$ 0.4

Work time: 25000 h IP rating: IP20

Input voltage: AC230V (50HZ) Beam angle: 120°

Packing: neutral color box + outer carton



Power (W)	Product code according CCT 2500-3000K	Product code according CCT 4000-4500K	Unit EXW price	Luminaire parametres
12	-	4779041461229	19,80	Ø260mm*85Lmm
18	-	4779041461236	21,60	Ø330mm*90Lmm
24	-	4779041461243	23,40	Ø380mm*100Lmm

LANETUBE LED tube light

Model: ZLT8X2

Luminaire efficiency: 65-75 lm/W Color rendering index (Ra) \geq : 70 Power factor: > 0,5

Work time: 25000 h IP rating: IP20

Input voltage: AC230V (50HZ) Beam angle: 120°

Packing: neutral color box + outer carton



Power (W)	Product code according CCT 4000-4500K	Product code according CCT 6000-6500K	Unit EXW price	Luminaire parametres
18	4779041462288	-	8,28	603mm *75mm*23Lm
36	4779041462295	-	9,90	1203mm *75mm*23Lm
42	4779041462301	-	13,50	1503mm *75mm*23Lm

TUNEL LED T5 integrated tube light

Model:

Luminaire efficiency: 80-90 lm/W Color rendering index (Ra) \geq : 75 Power factor: > 0,6

Work time: 25000 h IP rating: IP20

Input voltage: AC230V (50HZ) Beam angle: 120°

Packing: neutral color box + outer carton



Power (W)	Product code according CCT 4000-4500K	Product code according CCT 6000-6500K	Unit EXW price	Luminaire parametres
9	4779041462592	-	From 2017 09	600mm *23mm*35Lm
14	4779041462608	-	From 2017 09	900mm *23mm*35Lm
18	4779041462615	-	From 2017 09	1200mm *23mm*35Lm
24	4779041462622	-	From 2017 09	1200mm *23mm*35Lm
Installation accessories for T5 integrated tube light	4779041462639		From 2017 09	

MILKY LED T8 tube light

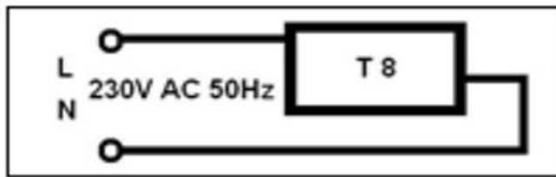
Model: ZLT8004

Luminaire efficiency: 65-75 lm/W Color rendering index (Ra) \geq : 70 Power factor: $>$ 0.4

Work time: 25000 h IP rating: IP20

Input voltage: AC230V (50HZ) Beam angle: 180°

Packing: neutral color box + outer carton



Power (W)	Product code according CCT 4000-4500K	Product code according CCT 6000-6500K	Unit EXW price	Luminaire parametres
8	4779041461298	-	3.51	600mm *Ø26 mm
18	4779041461311	-	4.50	1200mm *Ø26 mm
25	4779041461335	-	8.64	1500mm *Ø26 mm

MILKY GLASS LED T8 tube light

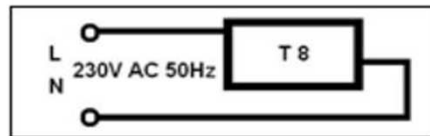
Model: ZLT8006G

Luminaire efficiency: 80-85 lm/W Color rendering index (Ra) \geq : 70 Power factor: $>$ 0.5

Work time: 25000 h IP rating: IP20

Input voltage: AC230V (50HZ) Beam angle: 320°

Packing: neutral color box + outer carton



Power (W)	Product code according CCT 4000-4500K	Product code according CCT 6000-6500K	Unit EXW price	Luminaire parametres
9	4779041461816	-	From 2017 09	600mm *Ø28 mm
18	4779041461823	-	From 2017 09	1200mm *Ø28 mm
23	4779041461830	-	From 2017 09	1500mm *Ø28 mm

LED T8 integrated tube light

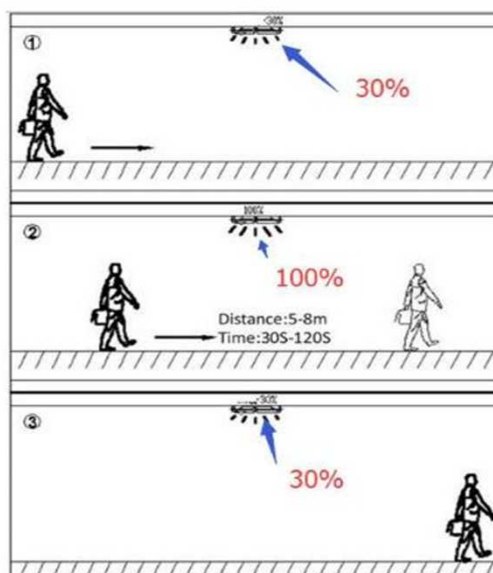
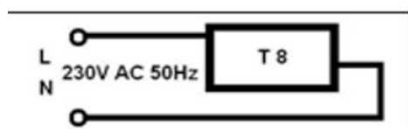
Model: ZLT8005P

Luminaire efficiency: 80-85 lm/W Color rendering index (Ra) \geq 70 Power factor: $> 0,5$

Work time: 25000 h IP rating: IP20

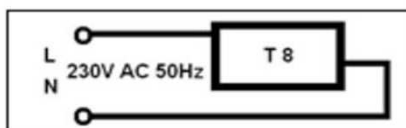
Input voltage: AC230V (50HZ) Beam angle: 120°

Packing: neutral color box + outer carton



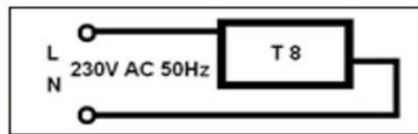
Power (W)	Product code according CCT 4000-4500K	Product code according CCT 6000-6500K	Unit EXW price	Luminaire parametres
9	4779041462646	-	From 2017 09	600mm *Ø30 mm
18	4779041462653	-	From 2017 09	1200mm *Ø30 mm
25	4779041462660	-	From 2017 09	1500mm *Ø30 mm

LED T8 tube open bracket



Product code	Unit EXW price	Luminaire parametres
4779041462097	3,60	600mm *32mm*15Lmm
4779041462103	5,40	1200mm *32mm*15Lmm
4779041462110	7,20	1500mm *32mm*15Lmm

LED T8 tube closed bracket



Product code	Unit EXW price	Luminaire parametres
4779041462134	From 2017 09	658mm*114mm*97Lmm
4779041462141	11.70	1266mm*114mm*97Lm
4779041462158	19.80	1566mm*114mm*97Lm

HIGH BAY LED light

Model: ZLHB1701

Luminaire efficiency: 90-100 lm/W Color rendering index (Ra) ≥: 70 Power factor: > 0.9

Work time: 25000 h IP rating: IP30

Input voltage: AC230V (50HZ)

Beam angle: 120°

Packing: neutral color box + outer carton



Power (W)	Product code according CCT 4000-4500K	Product code according CCT 6000-6500K	Unit EXW price	Luminaire parametres
120	4779041461274	4779041461281	108.00	Ø450mm*380Lmm
150	4779041461878	4779041461892	-	Ø500mm*410Lmm
200	4779041461885	4779041461908	-	Ø500mm*430Lmm
250	4779041461922	4779041461915	-	Ø500mm*450Lmm

FIRST LED street light

Model: LX-S1-STL

Luminaire efficiency: 75-85 lm/W Color rendering index (Ra) \geq : 80 Power factor: > 0.5

Work time: 25000 h IP rating: IP65

Input voltage: AC230V (50HZ)

Beam angle: 120°

Packing: neutral color box + outer carton



Power (W)	Product code according CCT 4000-4500K	Product code according CCT 6000-6500K	Unit EXW price	Luminaire parametres
50	4779041462035	-	45,00	450mm *195mm*70Lm
100	4779041462042	-	72,00	550mm *260mm*85Lm

QITA LED wall light

Model: ZLW1645

Luminaire efficiency: 55-65 lm/W Color rendering index (Ra) \geq : 70 Power factor: > 0.5

Work time: 25000 h IP rating: IP65

Input voltage: AC220V (50HZ) Beam angle: 90°+80°

Packing: neutral color box + outer carton



Power (W)	Product code according CCT 2500-3000K	Product code according CCT 4000-4500K	Unit EXW price	Luminaire parametres
2x1	-	4779041461397	21,60	170mm *84mm*46Lm

RUST LED wall light

Model: ZLW1646

Luminaire efficiency: 55-65 lm/W Color rendering index (Ra) \geq 70 Power factor: $>$ 0.5

Work time: 25000 h IP rating: IP65

Input voltage: AC220V (50HZ) Beam angle: 90°+80°

Packing: neutral color box + outer carton



Power (W)	Product code according CCT 2500-3000K	Product code according CCT 4000-4500K	Unit EXW price	Luminaire parametres
2x1	-	4779041461403	18.00	170mm*84mm*128Lm

SIBAR LED outdoor floor light

Model: ZLG2301

Luminaire efficiency: 50-60 lm/W Color rendering index (Ra) \geq 60 Power factor: $>$ 0.4

Work time: 25000 h IP rating: IP65

Input voltage: AC230V (50HZ) Beam angle: 120°

Packing: neutral color box + outer carton



Power (W)	Product code according CCT 2500-3000K	Product code according CCT 4000-4500K	Unit EXW price	Luminaire parametres
3x1	4779041461496	4779041461502	16.20	Ø100mm*88Lmm

PLOT LED slim flood light

Model: ZLF1201

Luminaire efficiency: 70-80 lm/W Color rendering index (Ra) \geq 70 Power factor: $>$ 0.6

Work time: 25000 h IP rating: IP65

Input voltage: AC230V (50HZ)

Beam angle: 120°

Packing: neutral color box + outer carton



Power (W)	Product code according CCT 4000-4500K	Product code according CCT 6000-6500K	Unit EXW price	Luminaire parametres
10	4779041461953	-	6.48	115mm *87mm*70Lm
20	4779041461977	-	12.60	180mm *140mm*95Lm
30	4779041461410	-	16.20	225mm *180mm*105L
50	4779041461434	-	21.60	285mm *235mm*105L

SLIM-SMD LED flood light

Model: UT1-LED-FL-10 / HP-LED-FL

Luminaire efficiency: 70-80 lm/W (10W/20W/30W/50W) Luminaire efficiency: 95-105 lm/W (100W/150W/200

Power factor: > 0.9 (30W/50W/100W/150W/200W) Work time: 25000 h

IP rating: IP65

Input voltage: AC85-265V (50HZ) Beam angle: 120°

Packing: neutral color box + outer carton



Power (W)	Product code according CCT 4000-4500K	Product code according CCT 6000-6500K	Unit EXW price	Luminaire parametres
10	4779041461991	-	From 2017 09	109mm*92mm*19mm
20	4779041462004	-	From 2017 09	148mm*126mm*20m
30	4779041462011	-	From 2017 09	181mm*154mm*24m
50	4779041462028	-	From 2017 09	214mm*183mm*27m
100	4779041461458	-	-	325mm*275mm*53m
150	4779041461472	-	-	385mm*305mm*58m
200	4779041461489	-	-	-